

814 LC Clamshell Lathe | Single Point


Easy Setup and Operation Single Point Facing and Bevelling

Mactech's 814LC Single Point Accessory adds facing and beveling capabilities to our popular 814LC Clamshell Lathe. The quick and easy setup gets your single point machining completed in a timely and cost-effective manner.

The auto-feed function makes for effortless operation with minimal training. An adjustable angle tool holder allows end prep beveling of single and compound angles.

Counterbores, grooves and facing are all possible with this versatile tool. With one setup it's possible to sever and square with the Clamshell Lathe, and finish the end prep with the Single Point Accessory.

No special tooling is required, the Single Point Accessory accepts standard 1/2 inch tooling. Contact Mactech today for the solution to all your single point machining needs.



814LC Clamshell Lather with single
Point Accessory



Adjustable Angle Tool Holder

Benefits

- Easy Setup
- Ideal for heavy wall end prep
- Auto-feed mechanism
- Adjustable angle tool holder
- Uses standard 1/2inch tooling
- Facing, bevelling, compound angle bevelling, ring grove and counterboring capabilities



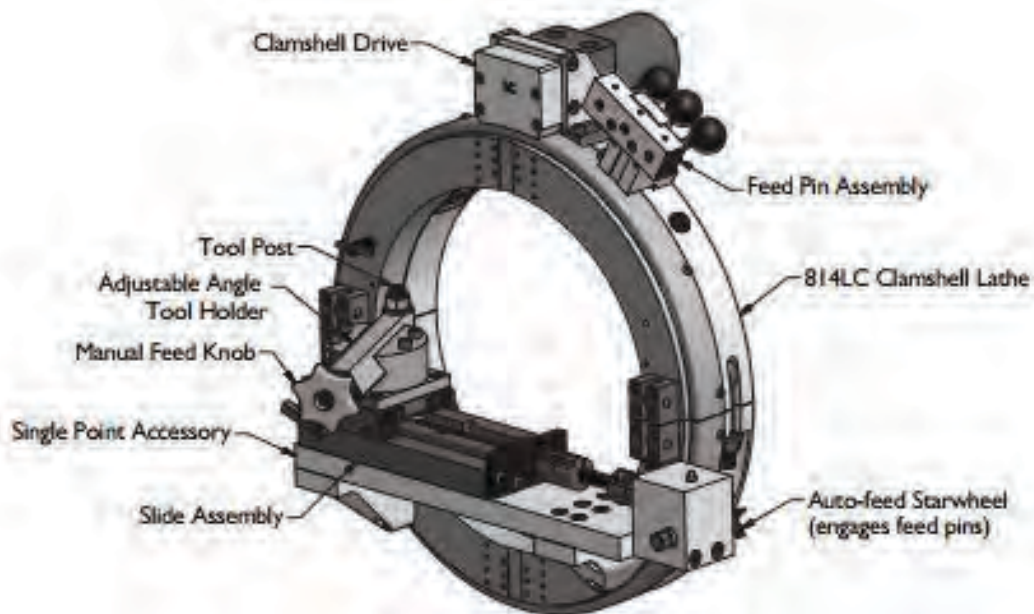
Mactech (Europe) Ltd
Mactech House
Riverdane Road
Eaton Bank Trading Estate
Congleton
Cheshire
CW12 1PN
+ 44 (0) 1260 281431

Mactech (Europe) Ltd.
Mactech House
Howe Moss Drive
Dyce
Aberdeen
Scotland
AB21 0GL
+ 44 (0) 1224 722666

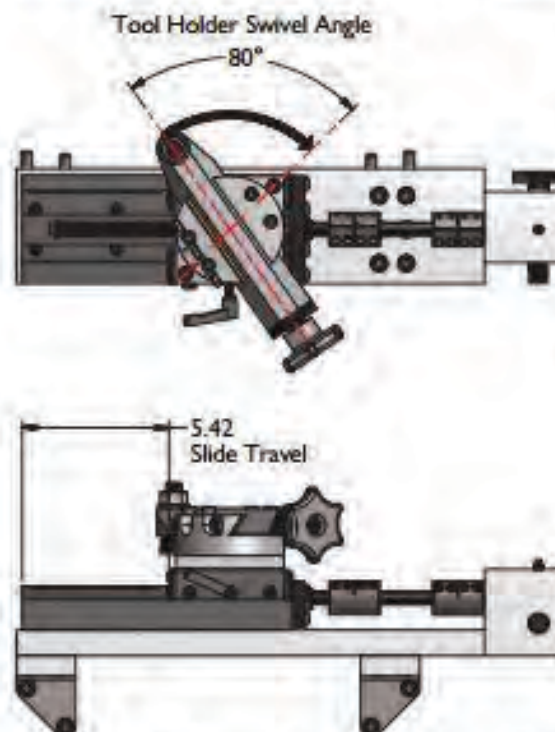
Mactech (Europe) BV
Moerbeij 16
3371 NZ
Hardinxveld-Giessendam
Netherlands
+31 (0) 184 633 953

814 LC Clamshell Lathe | Single Point

Easy Setup and Operation Single Point Facing and Bevelling



814LC Single Point Accessory Components



814LC Single Point Accessory Dimensions